ZJD315

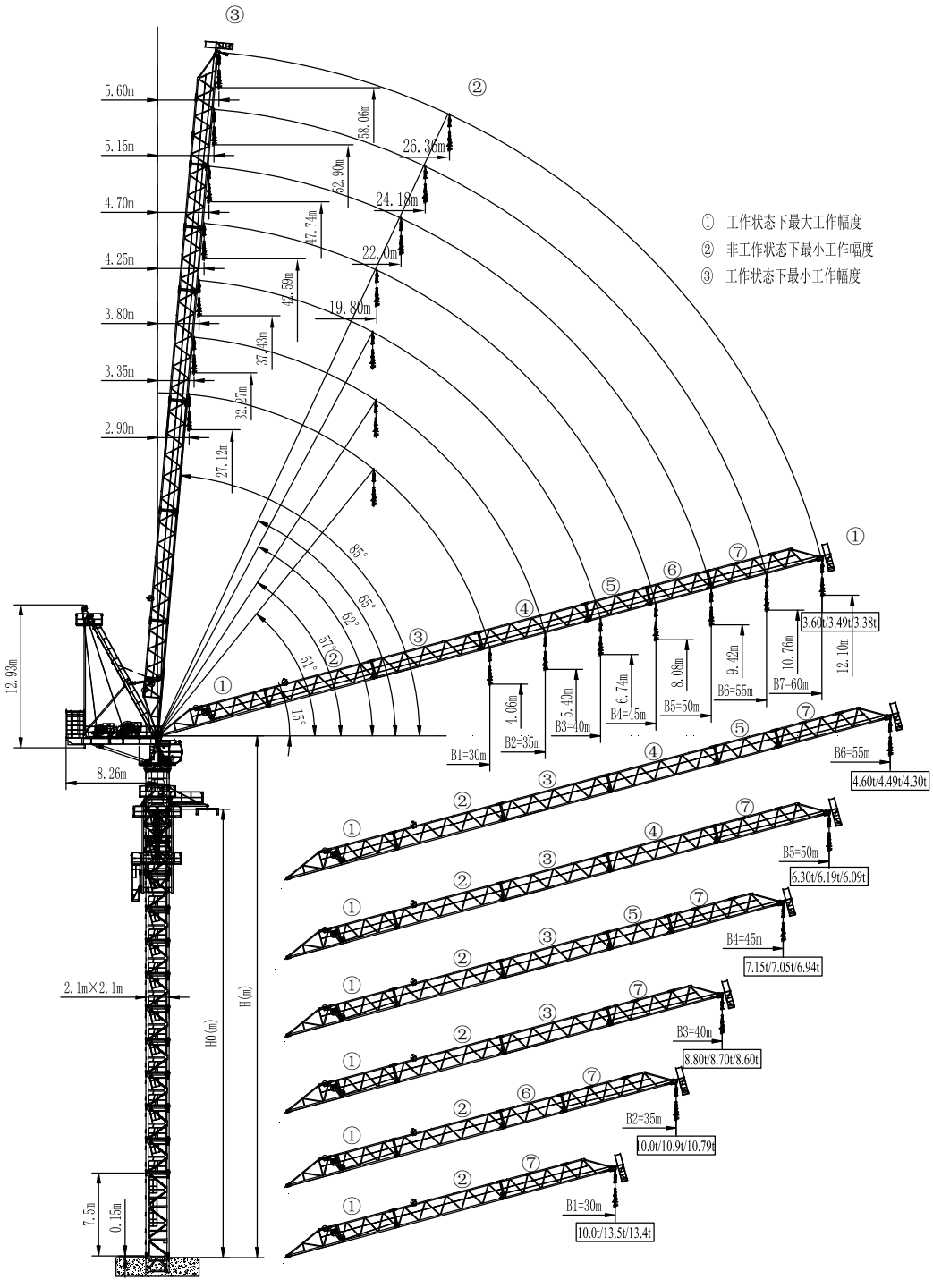
① 工作状态下最大工作幅度
② 非工作状态下最小工作幅度
③ 工作状态下最小工作幅度
5.60m
5.15m
4.70m
4.25m
3.80m
3.35m
2.90m
58.06m
52.90m
47.74m
42.59m
37.43m
32.27m
27.12m
26.36m
24.18m
22.00m
19.80m
85°
65°
62°
57°
51°
15°
12.93m
8.26m
2.1m×2.1m
H0(m)
H(m)
7.5m
0.15m
B1=30m
B2=35m
B3=40m
B4=45m
B5=50m
B6=55m
B7=60m
4.06m
5.40m
6.74m
8.08m
9.42m
10.76m
12.10m
3.60t/3.49t/3.38t
4.60t/4.49t/4.30t
6.30t/6.19t/6.09t
7.15t/7.05t/6.94t
8.80t/8.70t/8.60t
10.0t/10.9t/10.79t
10.0t/13.5t/13.4t

Mast Reactions

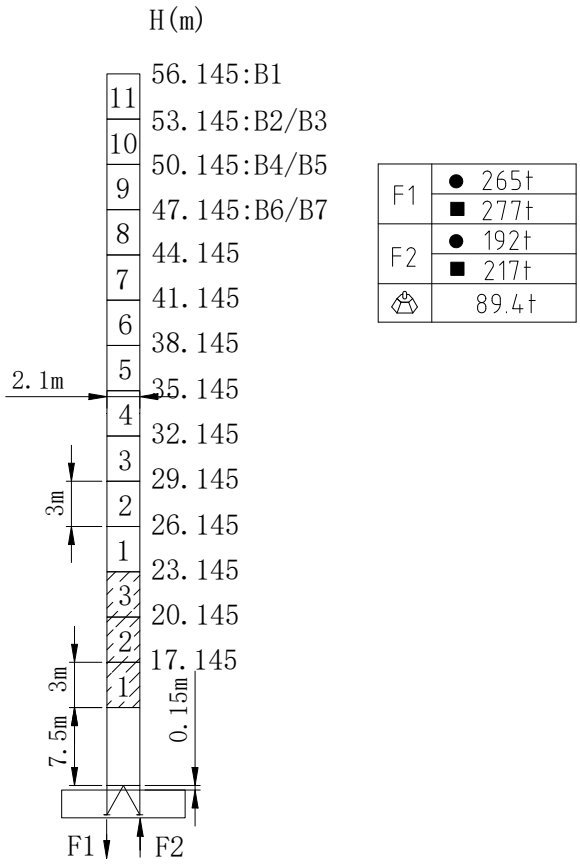

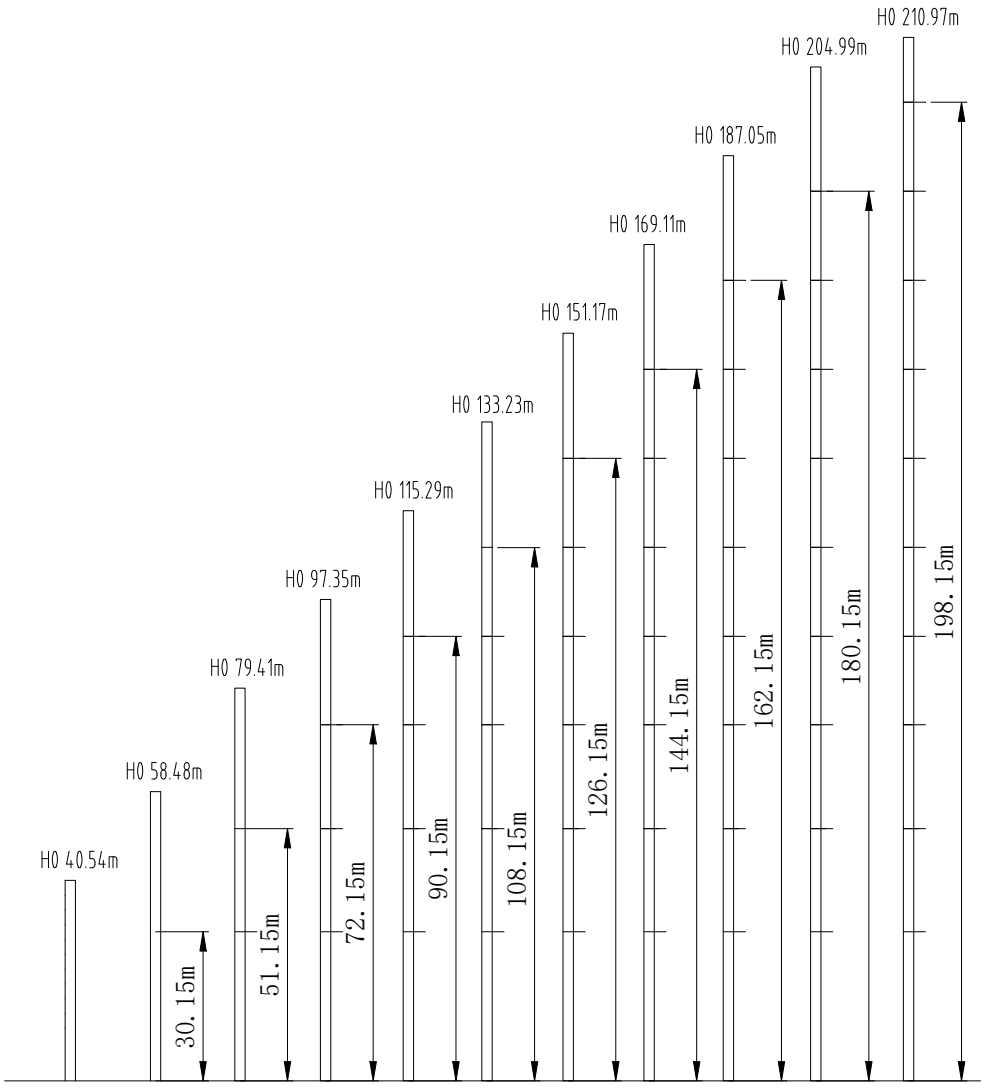

Load Curves

Jib		R^{min}	$R(^{C}_{max})$	C_{max}	Range (m) /Loading (kg)												
R(m)	α	m	m	kg	20	22	25	28	30	32	35	38	40	45	50	55	60
60		5.60	32.3	10000	10000						8930	7920	7330	6090	5090	4280	3600
		5.60	22.6	15000	15000		13230	11440	10450	9580	8460	7520	6970	5810	4880	4120	3490
		5.60	15.4	20000	14860	13290	11410	9940	9120	8400	7480	6700	6250	5290	4530	3900	3380
55		5.15	34.9	10000	10000						9960	8790	8120	6680	5540	4600	
		5.15	25.7	15000	15000			13380	12170	11120	9760	8610	7950	6540	5410	4490	
		5.15	20.3	20000	20000	18080	15320	13160	11950	10900	9550	8410	7740	6340	5220	4300	
50		4.70	36.8	10000	10000							9560	8880	7450	6300		
		4.70	26.9	15000	15000			14250	13030	11960	10590	9430	8750	7330	6190		
		4.70	21.4	20000	20000	19340	16500	14270	13030	11940	10550	9380	8690	7250	6090		
45		4.25	36.3	10000	10000							9340	8640	7150			
		4.25	26.6	15000	15000			14030	12800	11720	10330	9170	8490	7050			
		4.25	21.7	20000	20000	19660	16670	14320	13020	11880	10420	9180	8460	6940			
40		3.80	36.6	10000	10000							9480	8800				
		3.80	26.8	15000	15000			14180	12960	11900	10530	9370	8700				
		3.80	21.3	20000	20000	19220	16390	14170	12930	11850	10460	9280	8600				
35		3.35	35.0	10000	10000												
		3.35	27.5	15000	15000			14660	13410	12310	10900						
		3.35	21.5	20000	20000	19460	16660	14460	13230	12170	10790						
30		2.90	30.0	10000	10000												
		2.90	27.6	15000	15000			14810	13500								
		2.90	21.6	20000	20000	19620	16820	14620	13400								

Counter-jib Ballast

	5 t(A)	5t(B)	2t(C)	(t)	PHZA	PHZB	PHZC
60.0 m	1	4	2	29	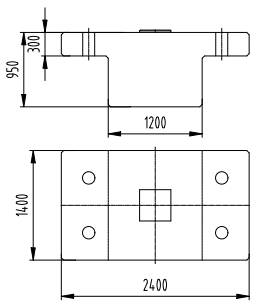	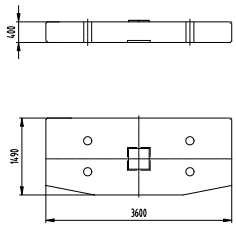	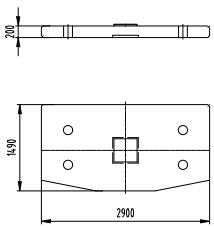
55.0 m	1	4	2	29			
50.0 m	1	4	2	29			
45.0 m	1	4	1	27			
40.0 m	1	4	1	27			
35.0 m	1	4	0	25			
30.0 m	1	4	0	25			

Dimensions and Weights

Slewing crane parts

Slewing crane parts			X (m)	Y (m)	Z (m)	Weight (kg ± 5%)
Counter-jib	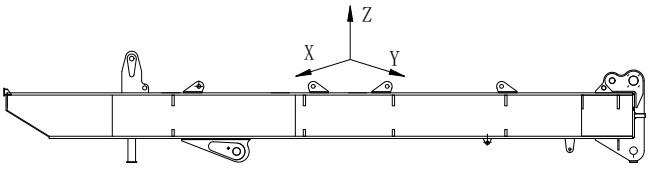		1.97	8.41	1.47	6870
Jib section	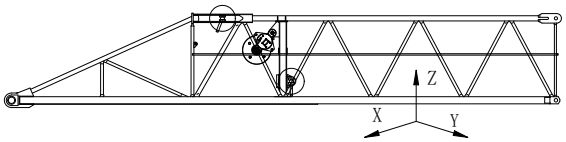	G1	1.76	10.60	1.78	2261
	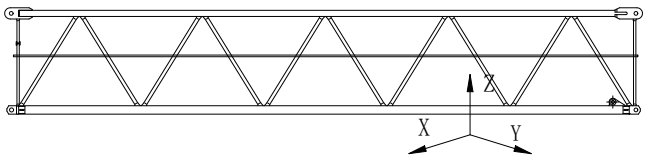	G2	1.74	10.22	1.71	1439
		G3	1.72	10.21	1.71	1266
		G4	1.71	10.2	1.7	1132
	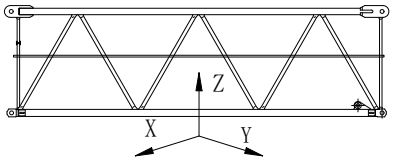	G5	1.71	5.92	1.7	700
		G6	1.71	5.92	1.7	700
	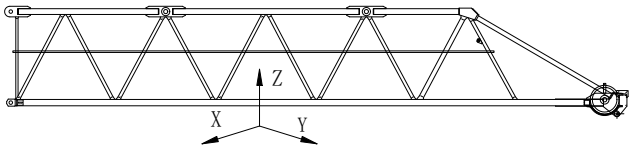	G7	1.74	11.34	1.88	1548
A-frame	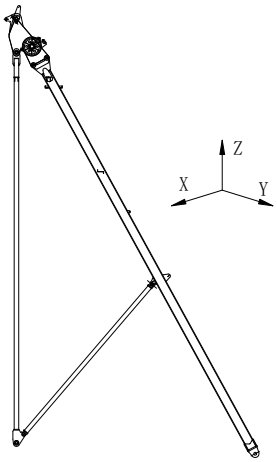		2.01	6.71	11.96	5445
Pull rod&Pull plate	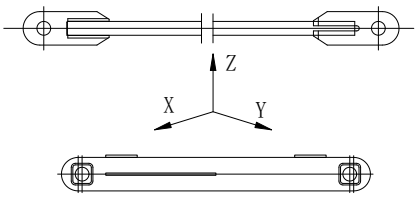	L1	0.125	2.31	0.17	108
		L2	0.125	5.71	0.17	211
		L3	0.125	4.41	0.17	171
		L4	0.235	1.57	0.182	131

Hook block	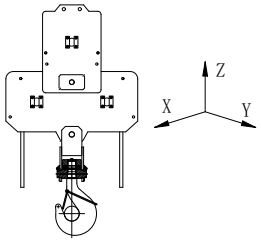	0.42	1.24	2.51	693
Cabin	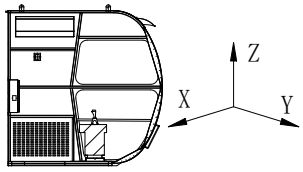	1.4	2.11	2.22	445
Hoisting mechanism	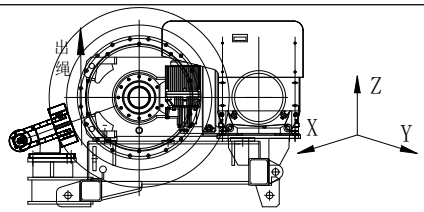	2.2	2.3	1.5	4200
Luffing mechanism	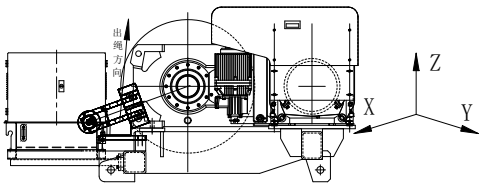	2.1	2.6	1.3	3700
Rotary table support	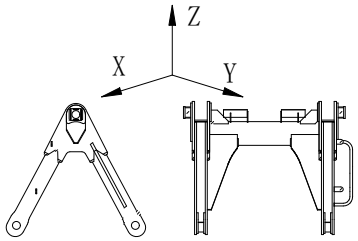	2.14	1.76	1.69	1350
Slewing assembly	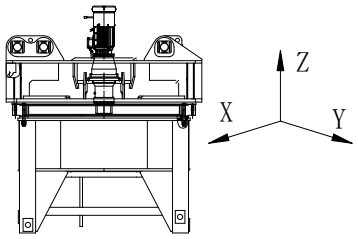	2.32	2.43	2.83	9900

Tower type EQ

Crane tower parts		X (m)	Y (m)	Z (m)	Weight (kg ±5%)
Connecting section	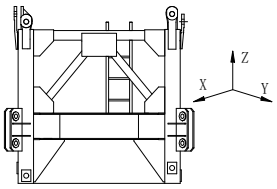	2.41	2.41	2.3	2500
Telescoping cage	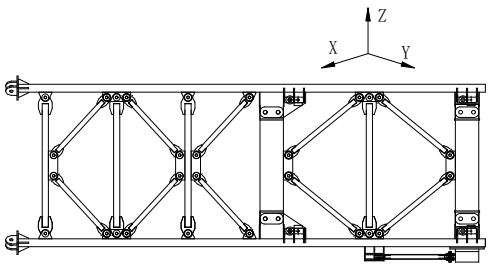	3.06	8.21	3.16	7815

Tower section	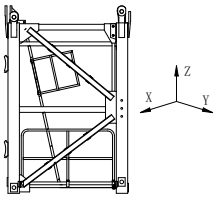	2.22	2.20	3.29	2200
Reinforced tower section	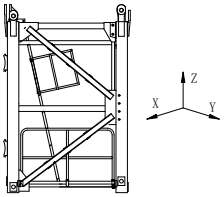	2.22	2.20	3.29	2470
Foundation tower section	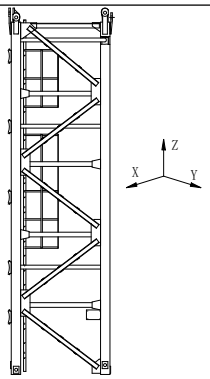	2.22	2.20	7.8	5342

Mechanisms

												kW	
	ZJQS-20/P75D	t	10	5	2.5	15	7.5	5.25	20	10	7	75	680 m
		m/min	0-36	0-66	0-88	0-24	0-45	0-58	0-18	0-34	0-44		
	ZJHZ-151831214/P7.5F1	r/min	0-0.6									7.5×2	
	ZJHZ-151831214/P7.5F1B												
	75LP55H	min	≤3									55	
	380 V(±10%) 50Hz	145 kW (excluding travelling and climbing)											

- Reactions in service
- Reactions out of service
- Hoisting
- Slewing
- Total weight without ballast
- Counter weight
- Trolleying